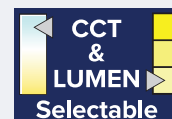




Client:	
Order #:	
Project:	
Type:	



DESCRIPTION

The GRADA LED Garage fixture features a sleek, minimalist design with a modern look, delivering wide, high-efficiency illumination up to 165 lm/W. Its standard switchable uplight eliminates the “cave effect” common in garages, putting light where it’s needed most for safety while allowing increased fixture spacing. Ideal for parking structures and garages, it combines performance, efficiency, and visual comfort.

FEATURES

- Selectable power levels: 3,700lm – 16,500lm
- Color temperature options: 3000K, 4000K, 5000K, 70+CRI
- Switchable up light module: ON/OFF (provides 5–10% of total output)
- 3/4"NPT Surface and Conduit mounting
- Sensors and EM battery optional

CONSTRUCTION & ELECTRICAL

- One-piece die-cast Aluminum housing
- Polycarbonate optical lens
- IP65 Rated & IK08 VR Rating
- 0-10V Dimming (10% to 100%) & 120-277VAC Input Voltage
- Suitable for Wet Locations
- Power Factor > 0.9%

PERFORMANCE DATA

EFFICACY

150-165 Lumens per Watt (LPW)

CCT/CRI

30K, 40K or 50K, 70+ CRI

RATED LIFE

>91,000+ Hours (L80)
>153,000+ Hours (L70)

LUMEN OUTPUT

Lumen Output Ranges from
2,970 to 16,500 Lumens

OPERATING TEMPS

-30°C to + 50°C / (-22°F to +122°F)
Note: Operating with EM battery temp range: -30°C to + 50°C / (-22°F to +122°F)

WARRANTY

5 year Standard

ORDERING INFORMATION

GRADA / _____ / _____ / _____ / _____ / _____ / _____ / _____ / _____ / _____ / _____ / _____ / _____
 SERIES SIZE WATTAGE CCT VOLTAGE DRIVER FEATURES FINISH CONTROLS EMERG. BATT. ACCESS. WIRE GUARDS SHIELDING WARRANTY

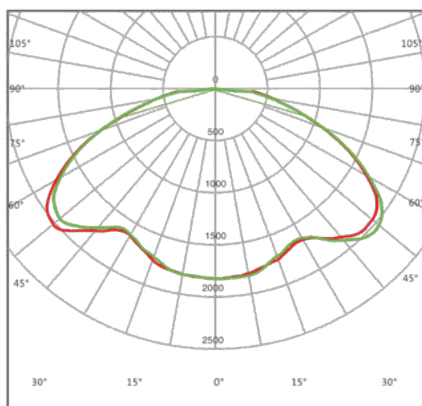
FIXTURE SERIES	
GRADA	LED Round Surface Mount Canopy
SIZE	
11	11 inch Nominal Diameter
13	13 inch Nominal Diameter
WATTAGE	
60WS	18W, 30W, 45W, 60W Select. (2,340 - 9,900 lm) (11 In)
100WS	30W, 50W, 75W, 100W Select. (4,500 - 16,500 lm) (13 In)
CCT	
CS	70+ CRI, 30K, 40K, 50K CCT Select.
VOLTAGE	
UNV	Universal 120-277VAC

DRIVER FEATURES	
10V	0-10V Dimming
12A	12V Aux Power & 0-10V Dimming
FINISH	
WH	White Powder Coat Finish (Standard)
CONTROLS	
MDLP	Motion PIR Occ. & Daylight Harv., Plug'n'Play
MWP	Motion Sensor, Microwave Occupancy
HD05R	Sensor Remote Control (Order Separately)
EMERGENCY BATT. BACKUP	
EMR	Emergency Battery Ready (Needed for EM)
EM8	5 Watt (800 lm) 90 Min. Emerg. Batt.

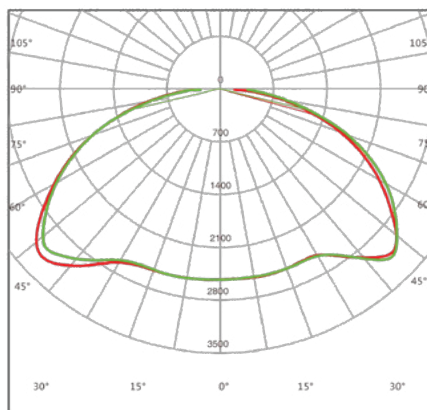
ACCESSORIES	
BSPK	Bird Spikes
WIRE GUARDS	
WG	Wire Guard (Ships Separate)
SHIELDING	
BLGS	Back Light Glare Shield (Ships Separate)
WARRANTY	
-	5 Year Warranty (Standard)

PHOTOMETRY


60WS Distribution



100WS Distribution



SWITCHABLE UPLIGHT MODULE



CONTROLS



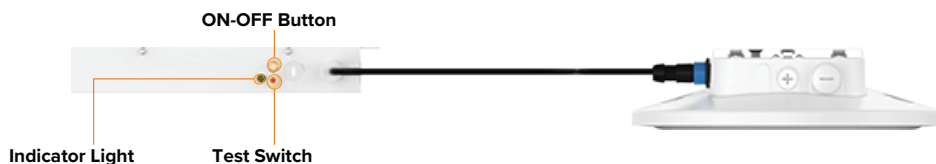
MWP
Motion Occupancy
Sensor Microwave
Plug'nPlay



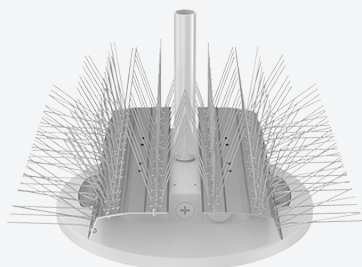
MDLP
Motion PIR Occ. &
Daylight Harv.,
Plug'n'Play



EM8
8 Watt 90 Minute
Remote Mounted
Emergency Battery
Backup Driver



ACCESSORIES



BSPK
Bird Spikes



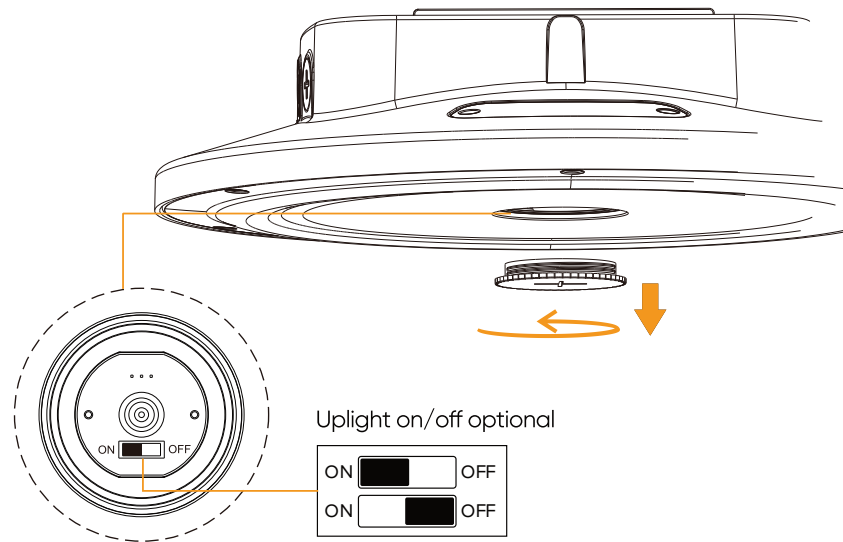
WG
Wire Guard



BLGS
Back Light Glare Shield

UP LIGHT MODULE

Grada has uplight as standard, which would reduce cave effect
The uplight flux accounts for 5%-10% of the total fixture light flux.



EMR AVAILABLE

External emergency battery is available, which would be connected through a quick connector, allowing the fixture to work 1.5 hrs when there is a blackout.



90 mins

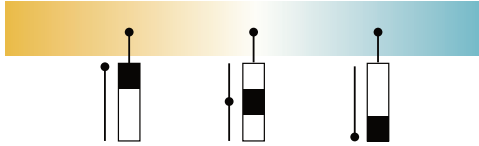


8W

FIELD ADJUSTABLE

• 3 CCT Adjustable


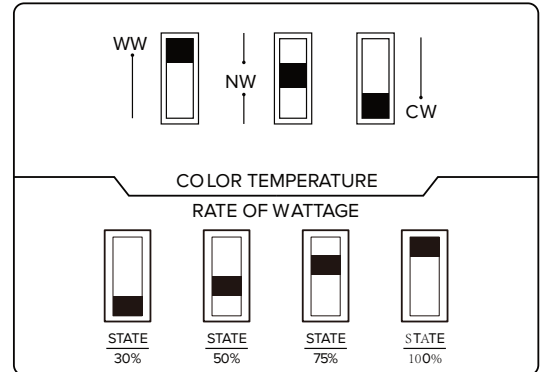
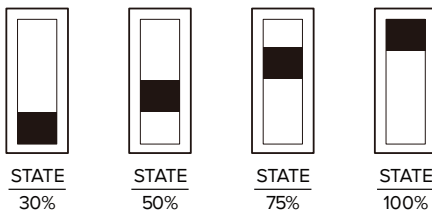
3000K, 4000K, 5000K adjustable



Power	100%	75%	50%	30%
25W	25W	19W	13W	7.5W
40W	40W	30W	20W	12W
60W	60W	45W	30W	18W
80W	80W	60W	40W	24W
100W	100W	75W	50W	30W

• 4 Wattage Adjustable

30%, 50%, 75%, 100% adjustable



MICROWAVE & PIR SENSOR

Plug-and-play Microwave and PIR sensor control make it more energy-saving based on 160lm/w and saves your electric bills.

